



Syringe Services Program Report

November 2017^{e 0.1}

Department of Health and Human Services

Nevada Division of Public and Behavioral Health

Office of Public Health Informatics and Epidemiology

Brian Sandoval

Governor

State of Nevada

Amy Roukie, MBA

Administrator

Division of Public and Behavioral Health

Richard Whitley, MS

Director

Department of Health and Human Services

Vacant

Chief Medical Officer

Division of Public and Behavioral Health

Syringe Services Program Report: November 2017

Acknowledgements:

Data Submission:

Change Point, Robert Harding

Trac-B, Chelsi Cheatom

Shadows of Hope, Robert Hoey

Author and Subject Matter Expert:

Jessica Conner, MPH

Reviewed by:

Liliana E. Wilbert, MPH

Adrian Forero, BS

Kyra Morgan, MS

Sandi Larson, MPH

Martha Framsted

Contents

Purpose	1
Background	1
Methods	1
Summary	1
NRS 439.985-439.994: Sterile Hypodermic Device Programs (Syringe Services Programs) ³	1
Harm Reduction Model	2
Programs in Nevada	3
Change Point	3
Trac-B	3
Shadows of Hope	3
Data	4
Change Point	4
Total Participants Served	4
Syringe Summary	5
Age	5
Race	6
Ethnicity	7
Gender	8
Trac-B	9
Total Participants Served	9
Syringe Summary	9
Age	9
Race	10
Ethnicity	10
Gender	11
Shadows of Hope	11
Age	11
Gender	12
Race	12
Years of Use	13
Drugs of Choice	13
Point of Contact	14

Syringe Services Program Report: November 2017

Recommended Citation	14
References	14
Appendix	14
Guidelines	14
Report Form	15

Purpose

The purpose of this report is to showcase Nevada's syringe services programs and to display the populations they serve. Audiences for this report include the public/participants, stakeholders, and local health authorities. It should serve to enlighten the general public and participants regarding locations, services offered, and the general demographic information of those served by current syringe services programs in Nevada. It should also provide a snapshot of the populations served at each of the syringe services programs to stakeholders and local authorities.

Background

Syringe services programs offer many benefits to the community. Generally they offer free sterile syringes and needles, safe disposal of needles and syringes, overdose treatment and education, Human Immunodeficiency Virus (HIV) and hepatitis testing, hepatitis vaccination, referral to mental health services and substance use disorder treatment, and other tools to prevent HIV and hepatitis such as counseling, condoms, and PrEP¹. It should be noted, however, that not all programs offer all services.

In the beginning, these programs were few and far between due to a lack of funding. However, the Consolidated Appropriations Act of 2016 provided the opportunity to use federal funds to support specific aspects of syringe services programs under certain circumstances².

The idea behind syringe exchange is that providing injection drug users with sterile injection equipment prevents the sharing of used injection equipment, this decreases the opportunity for the spread of communicable diseases like HIV or hepatitis. These programs also offer a place to dispose of used equipment, therefore the opportunity for community members, law enforcement, or healthcare workers to be exposed decreases as well.

Methods

The data presented in this report was provided by each program from the self-reported data of their participants. Data is submitted twice a year; the two reporting periods are January-June and July-December.

Summary

The data collected suggests the majority of people who utilize syringe services programs in Nevada are between the ages of 20 and 40, and the majority are white males.

NRS 439.985-439.994: Sterile Hypodermic Device Programs (Syringe Services Programs)³

In 2013, the Nevada Legislature added [NRS 439.985-439.994](#), a provision allowing for hypodermic device programs, also known as syringe services programs, in Nevada. The function of sterile hypodermic device programs is to enable the use of sterile hypodermic devices and other related material for use among people who inject drugs for the purpose of reducing the intravenous transmission of diseases.

These programs serve several functions:

1. Ensure the availability and accessibility of sterile hypodermic devices by encouraging distribution of such devices by various means.
2. Provide for the effective operation of sterile hypodermic device programs that protect the human rights of people who use such programs.
3. Guarantee that sterile hypodermic devices and other sterile injection supplies are not deemed illegal.
4. Ensure that sterile hypodermic device programs operate in harmony with law enforcement activities.

Harm Reduction Model

Harm reduction is a set of practical strategies and ideas aimed at reducing negative consequences associated with drug use. Harm reduction is also a movement for social justice built on a belief in, and respect for, the rights of people who use drugs⁴. This is a movement that can take many forms, as not one strategy works for every population. Harm reduction strategies in one population in one area of the city may look entirely different than harm reduction strategies in another.

Harm reduction follows several principles⁴:

- Accepts, for better and/or worse, that licit and illicit drug use is part of our world and chooses to work to minimize its harmful effects rather than simply ignore or condemn them.
- Understands drug use as a complex, multi-faceted phenomenon that encompasses a continuum of behaviors from severe abuse to total abstinence, and acknowledges that some ways of using drugs are clearly safer than others.
- Establishes quality of individual and community life and well-being—not necessarily cessation of all drug use—as the criteria for successful interventions and policies.
- Calls for the non-judgmental, non-coercive provision of services and resources to people who use drugs and the communities in which they live in order to assist them in reducing attendant harm.
- Ensures that drug users and those with a history of drug use routinely have a real voice in the creation of programs and policies designed to serve them.
- Affirms drug users themselves as the primary agents of reducing the harms of their drug use, and seeks to empower users to share information and support each other in strategies which meet their actual conditions of use.
- Recognizes that the realities of poverty, class, racism, social isolation, past trauma, sex-based discrimination and other social inequalities affect both people's vulnerability to and capacity for effectively dealing with drug-related harm.
- Does not attempt to minimize or ignore the real and tragic harm and danger associated with licit and illicit drug use.

Programs in Nevada

Change Point

[Change Point](#) is located in Reno and is a program of Northern Nevada HOPES. It is Nevada's first legal syringe services program. They offer syringe services and other harm reduction supplies (such as safe syringe disposal and safer sex kits), overdose education, counseling, and free HIV and hepatitis C testing.

Phone:	(775) 997-7519
Email:	outreach@nnhopes.org
Hours:	Monday – Friday 9:00am – 5:00pm
Address:	445 Ralston St. Reno, NV 89503

Trac-B

[Trac-B](#) is located in Las Vegas and is a program of the Harm Reduction Center-Las Vegas. They are the first syringe services program in Southern Nevada. Their services include syringe services, syringe and needle recovery, medical consulting, HIV, sexually transmitted diseases (STD), and hepatitis C screening, education, and wound care.

Phone:	(702) 840-6693
Email:	tracbexchange@gmail.com
Hours:	Monday 1:00pm – 6:00pm Tuesday 10:00am – 2:00pm Wednesday 10:00am – 2:00pm Thursday 10:00am – 2:00pm Friday 9:00am – 12:00pm HIV and HCV testing every Wednesday during business hours
Address:	6114 W. Charleston Blvd. Las Vegas, NV 89146

Shadows of Hope

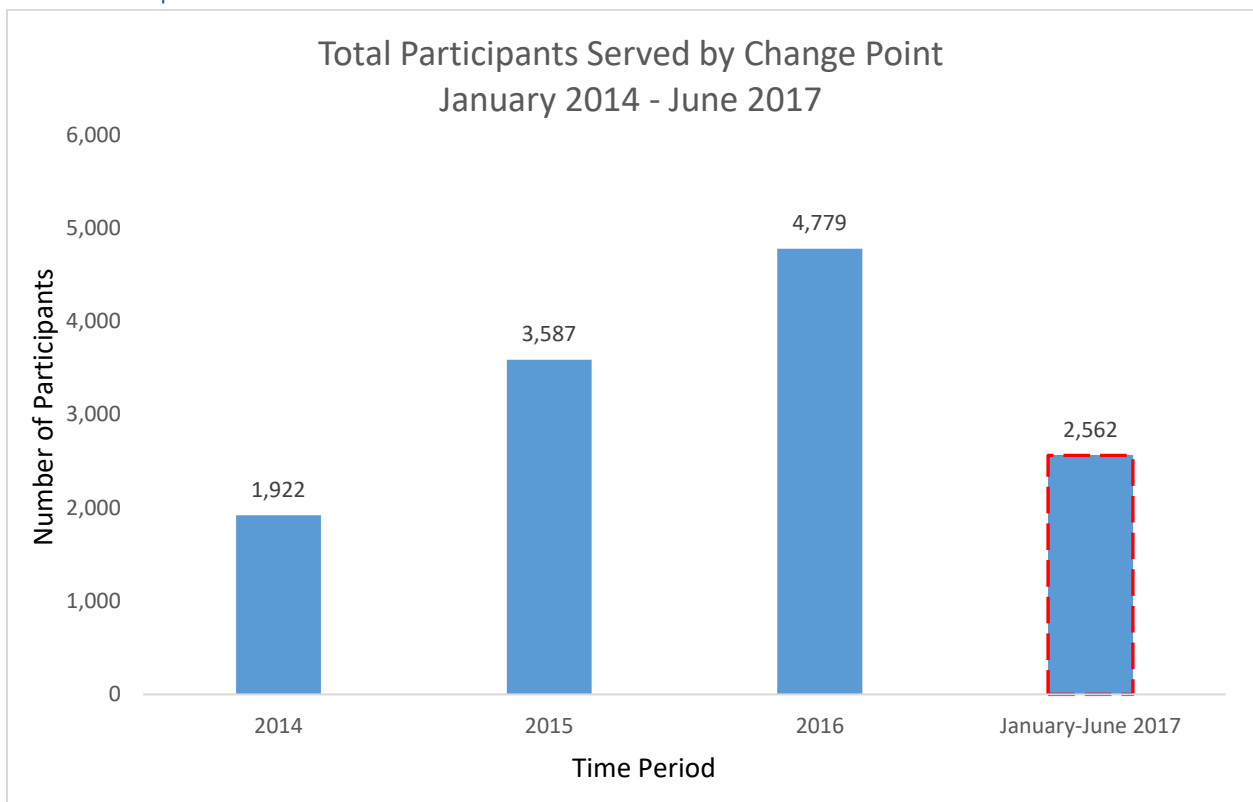
[Shadows of Hope](#) is non-profit organization headquartered in Las Vegas. Among other outreach efforts around the globe, Shadows of Hope does boots on the ground outreach to the “mole people” who live in the tunnels of Las Vegas. They provide syringe exchange, food, medicine and warm clothing to this population. Unfortunately, operations in Las Vegas have been suspended due to a lack of funding for this type of outreach.

Data

Change Point

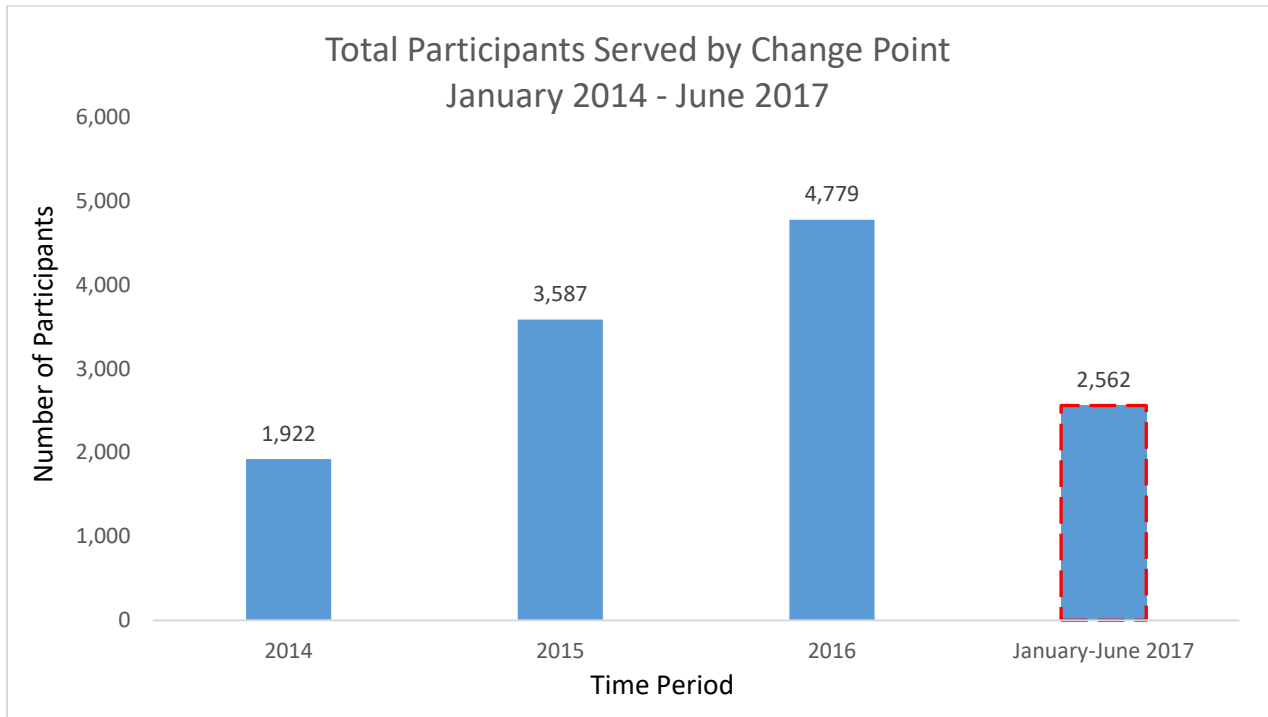
It should be noted that the figures reported by Change Point represent unique participants to the best of their ability. This program does recognize there are some rare instances of duplication of participants, but this is a minor limitation to this data. The duplication originates from participants creating false client IDs when they first access the program out of fear their information won't be kept private but as they become more comfortable with and assured of the confidentiality of the program, they begin to use their true information. This creates a duplicate. Change Point is in the process of evaluating a new system that will help to mitigate these duplications in the future. As the program becomes more established, they believe participants will not feel the need to create false client IDs in the first place.

Total Participants Served



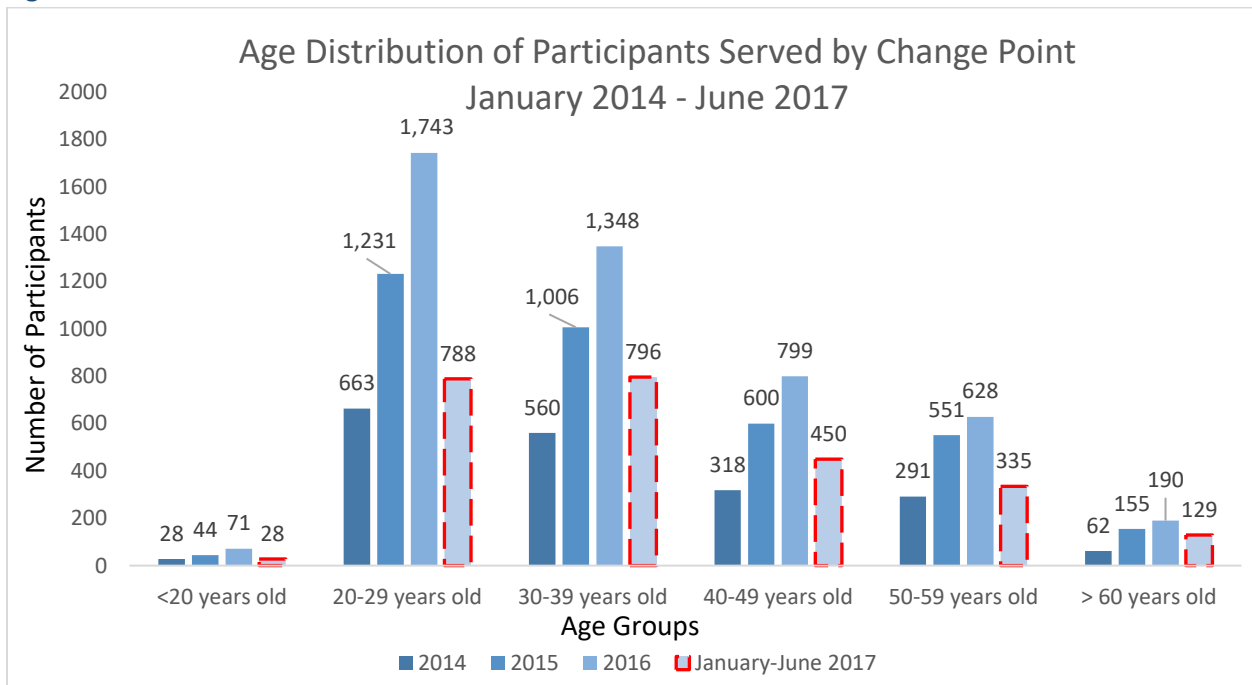
Please note: the above graph shows data in full years, except the last time period represents a half year's data.

Syringe Summary



Please note: the above graph shows data in full years, except the last time period represents a half year's data.

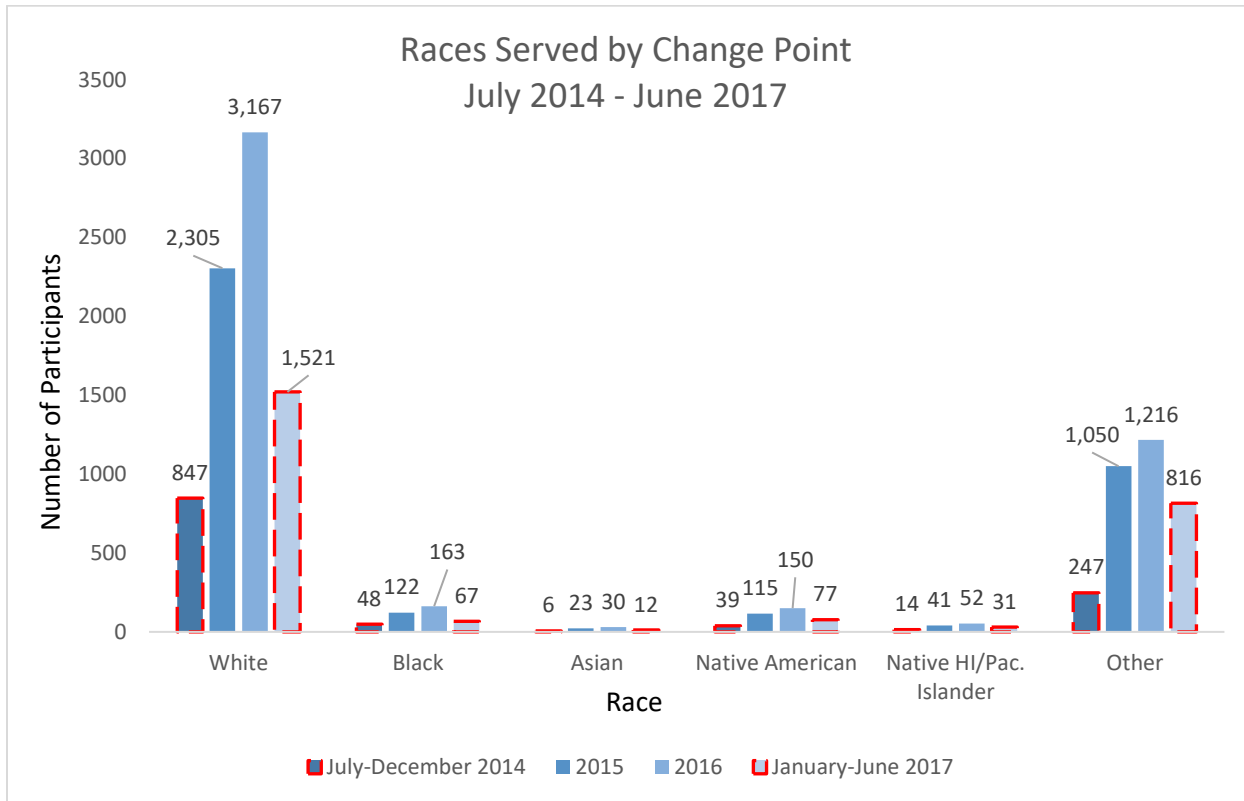
Age



Please note: the above graph shows data in full years except the last bar in each group of ages, which represents a half year's data.

Race

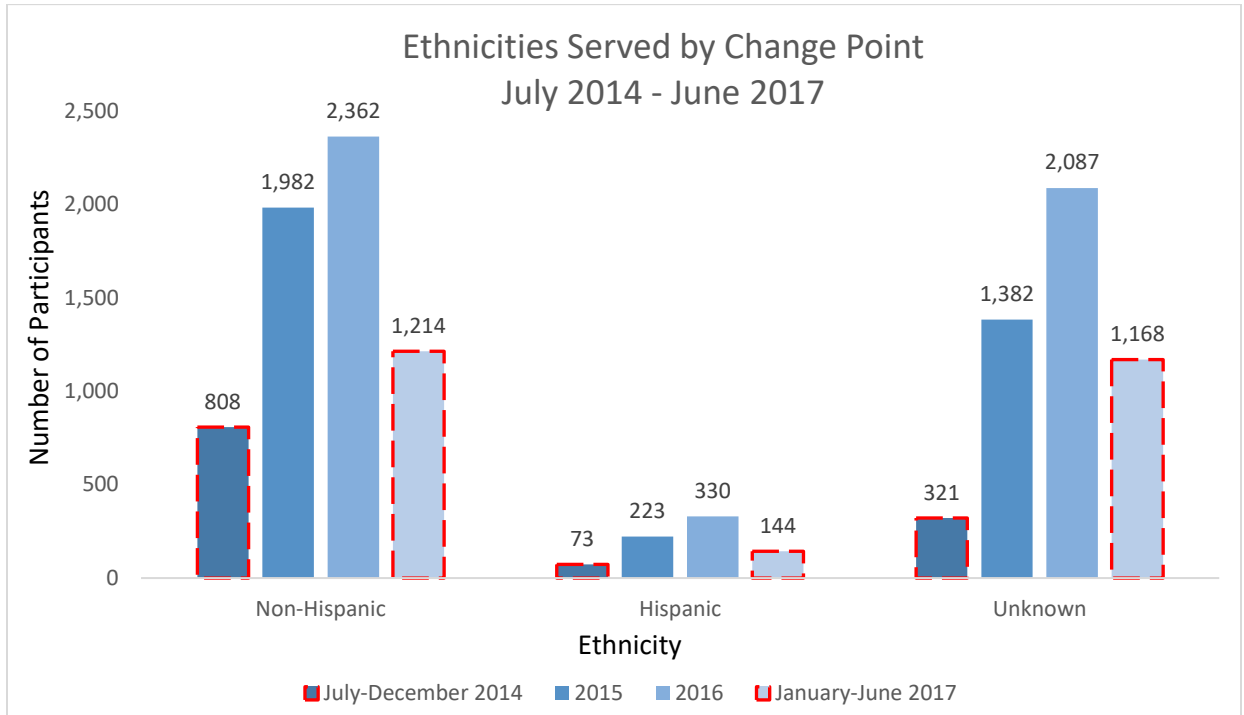
Race data points changed after the January – June 2014 reporting period. The data points for the January – June 2014 period were: White, Black, Asian/Pacific Islander, American Indian/Alaska Native, Hispanic, and Other. This data has been excluded but is available upon request. Beginning in the June - December 2014 reporting period, the data points changed to: White, Black, Asian, Native American, Native Hawaiian/Pacific Islander, and Other.



Please note: the above graph shows data in full years except the first and last bar in each race, which represents a half year's data.

Ethnicity

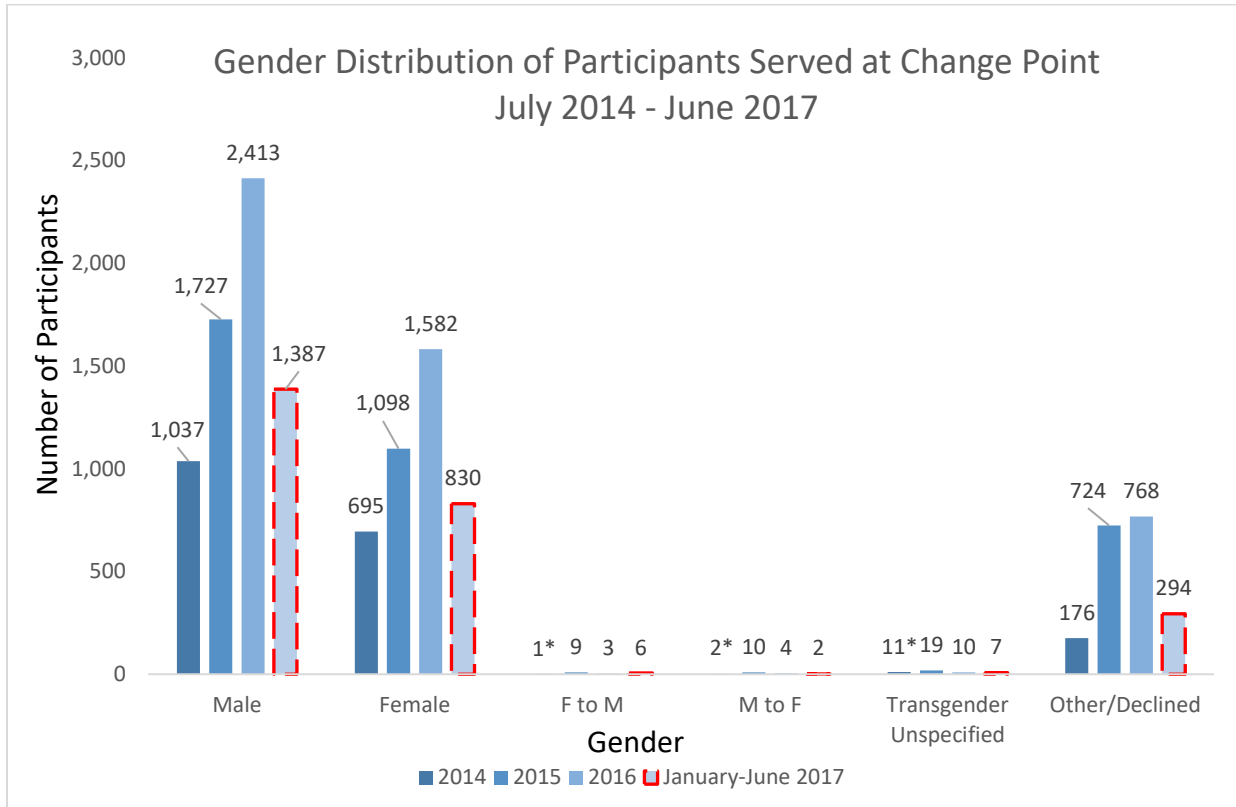
Data on ethnicity was not collected in the July-December 2014 time period.



Please note: the above graph shows data for full years except the first and last bar in each ethnicity, which represents a half year's data.

Gender

Transgender data was not collected in the January-June 2014 reporting period. “Male to Female,” “Female to Male” and “Transgender Unspecified” was added beginning in the July-December 2014 reporting period.



Please note: the above graph shows data for full years except the last bar in each gender, which represents a half year’s data.

*It is also important to note for the January - June 2014 reporting period, data on “Male to Female,” “Female to Male,” and “Transgender Unspecified” was not collected.

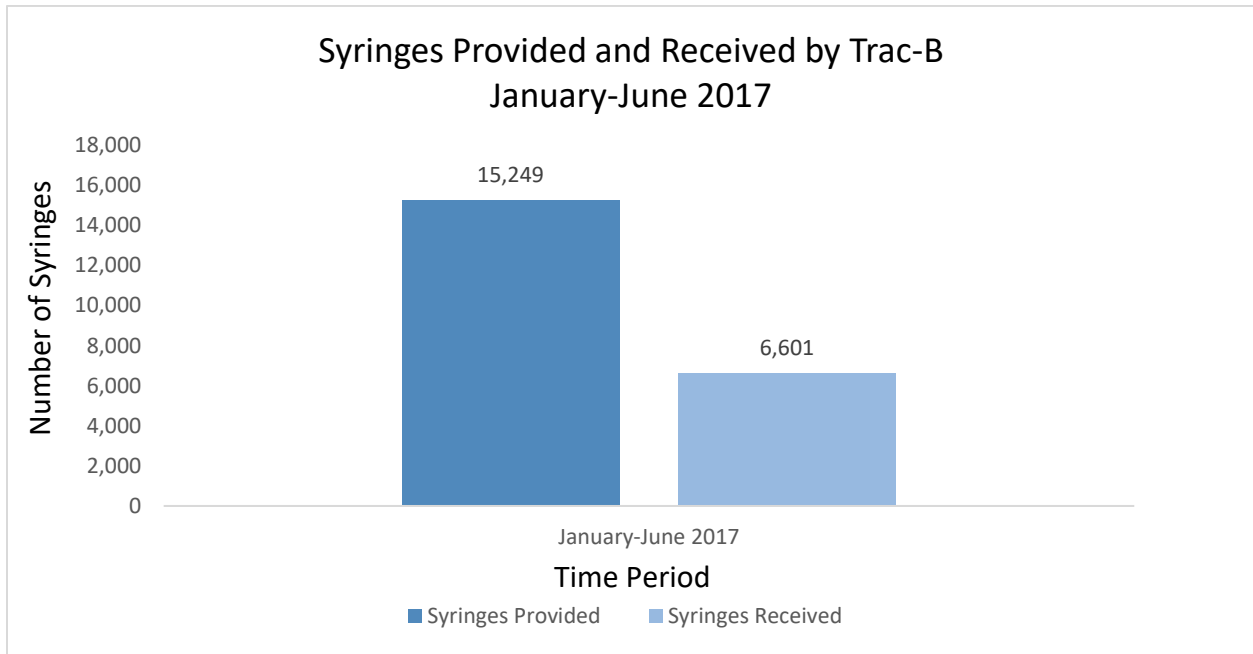
Trac-B

Trac-B reports there is no opportunity for duplication of participants in their data.

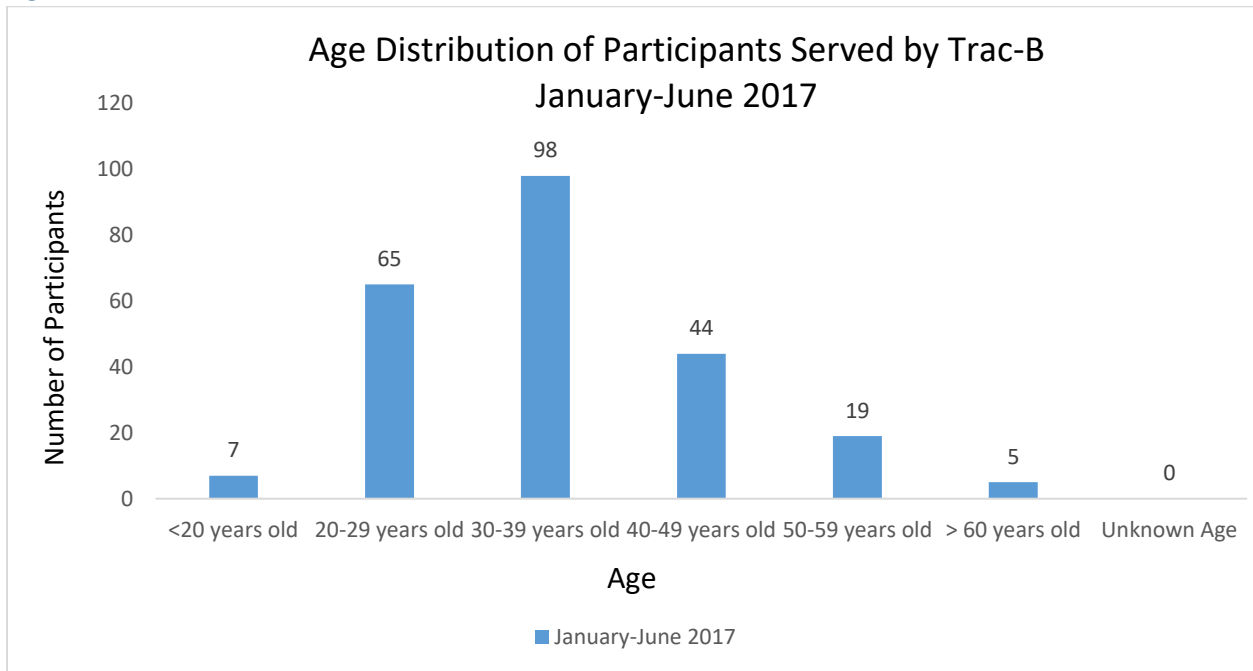
Total Participants Served

This program served 238 participants in the January-June 2017 reporting period.

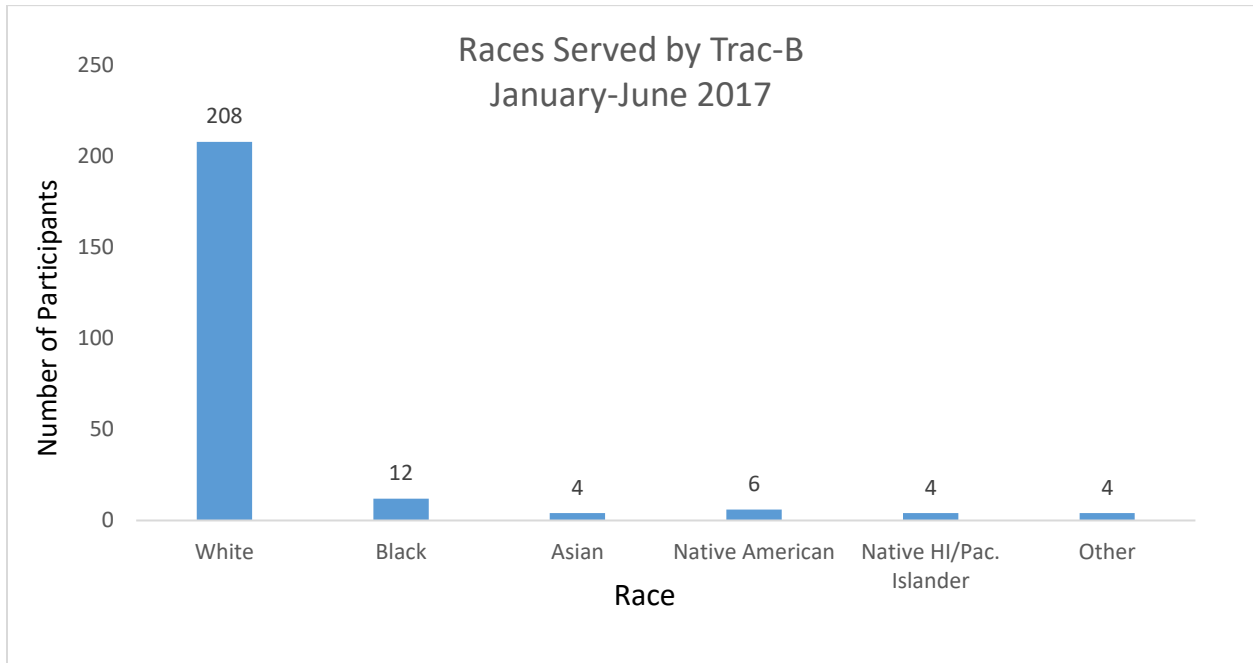
Syringe Summary



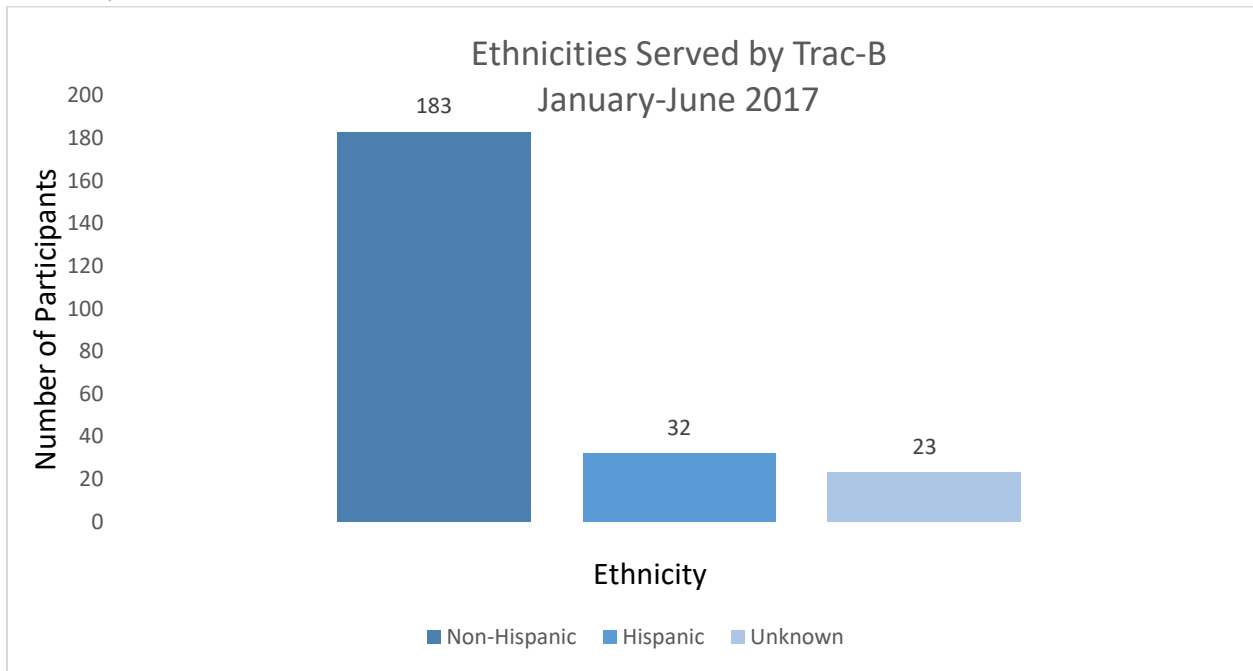
Age



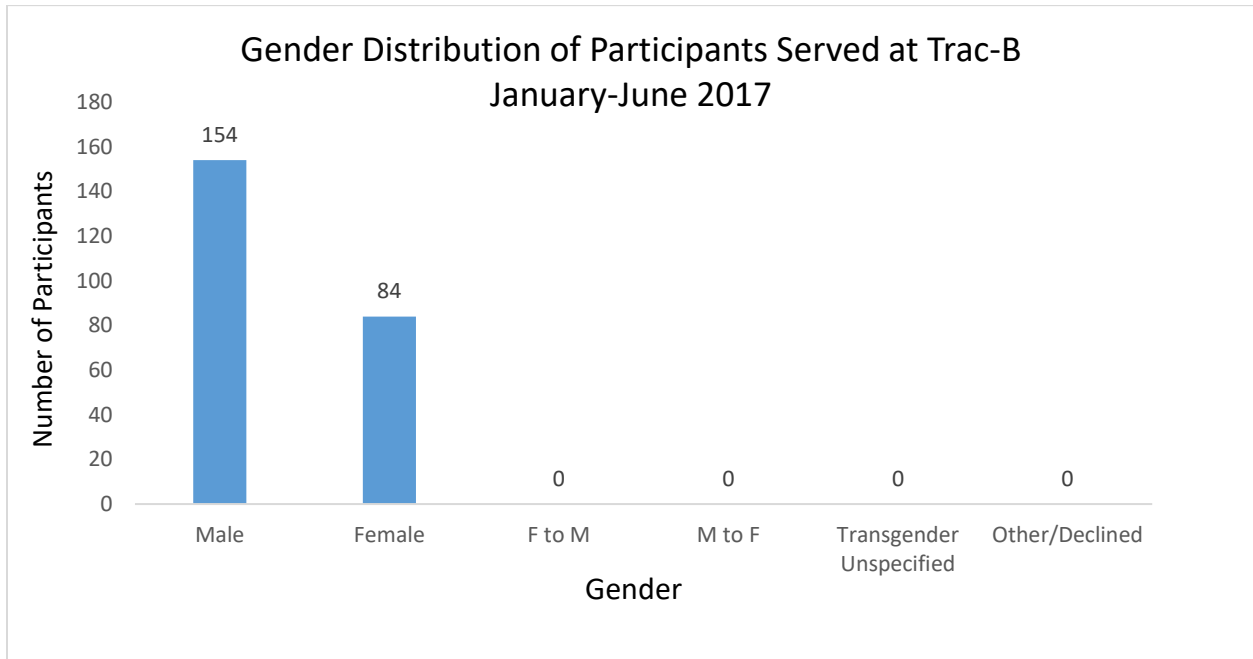
Race



Ethnicity



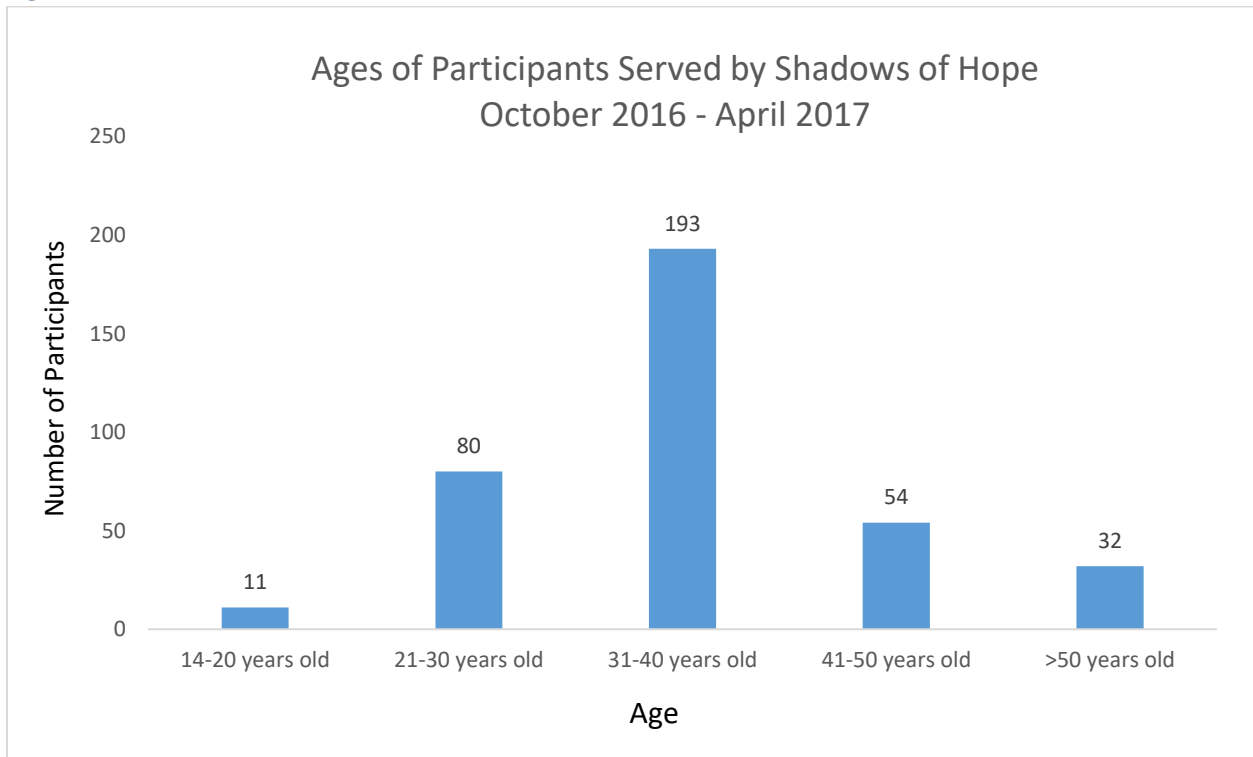
Gender



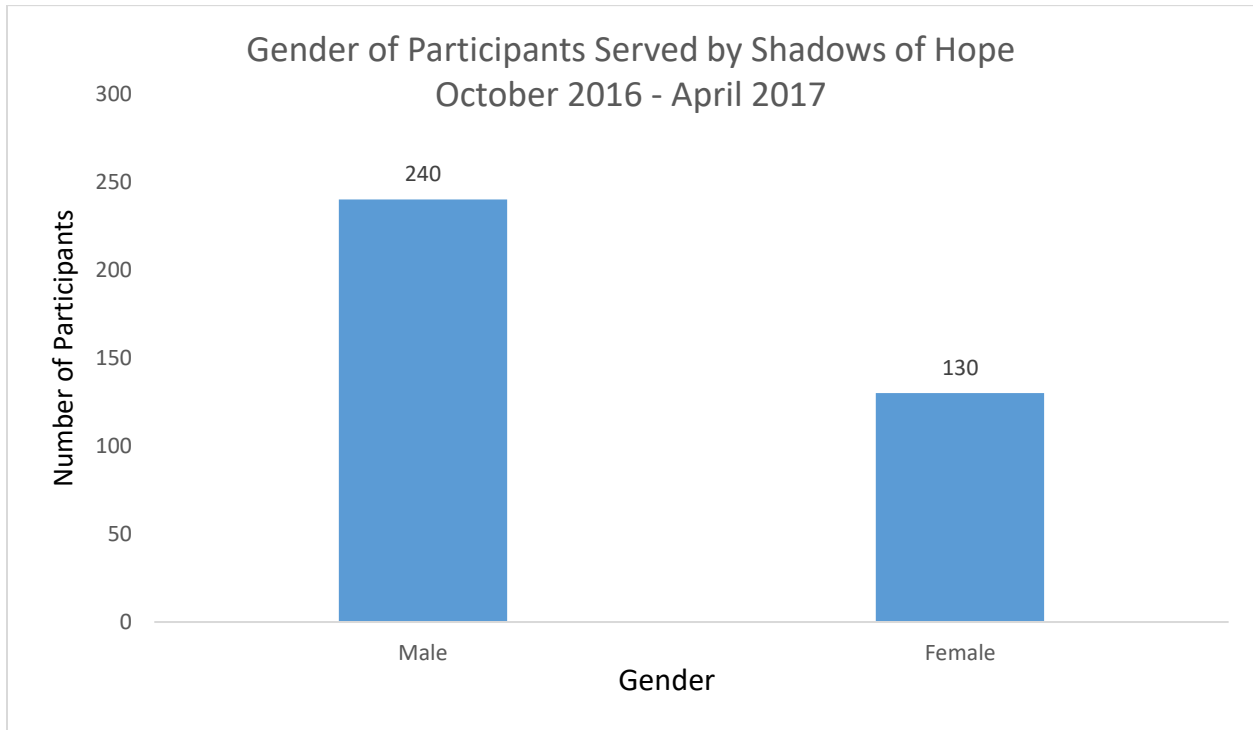
Shadows of Hope

The data collected from Shadows of Hope varies from that of Change Point and Trac-B. This program's data categories are not congruent with what is currently being collected. However, the data is valid and gives us insight into the community this program served.

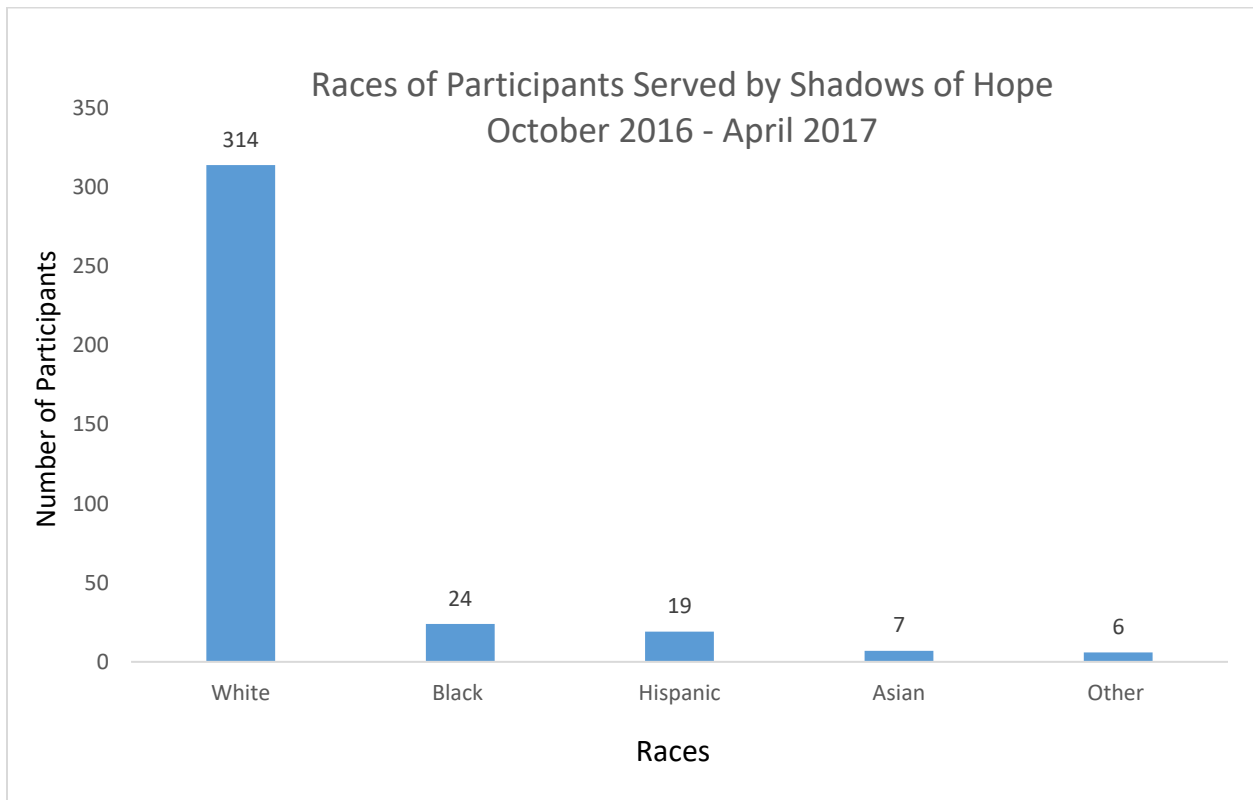
Age



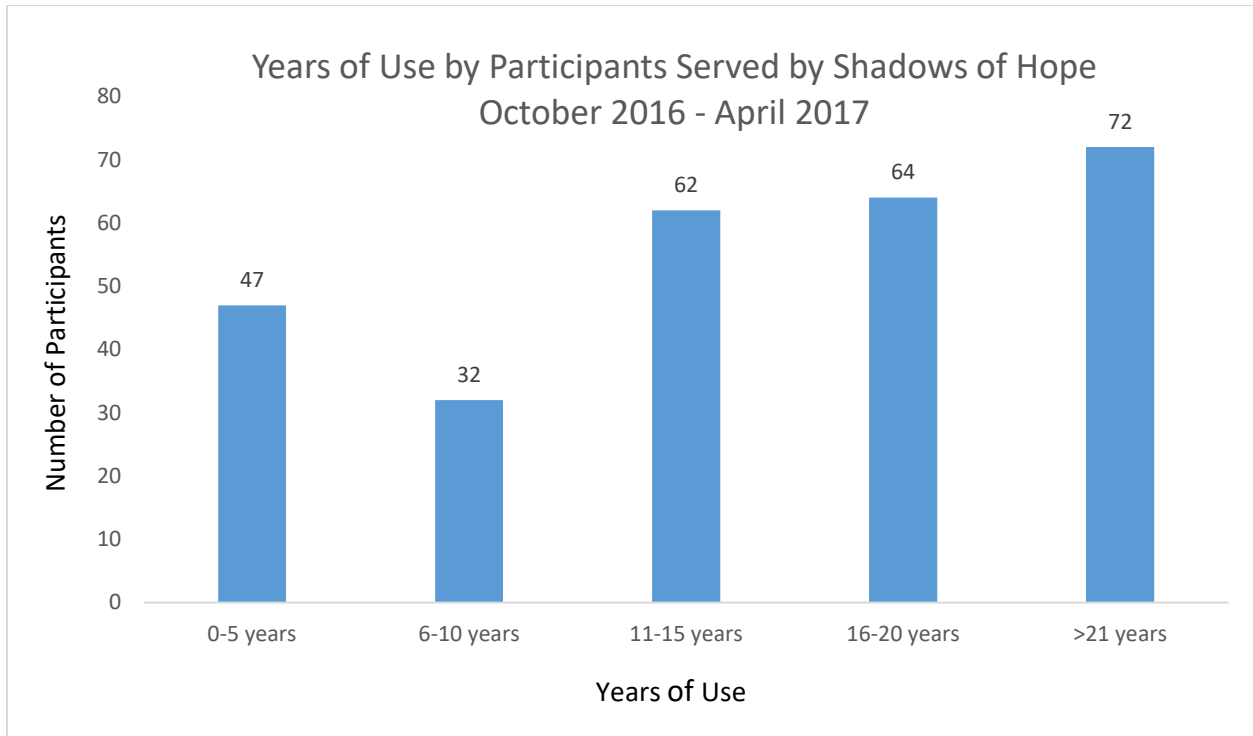
Gender



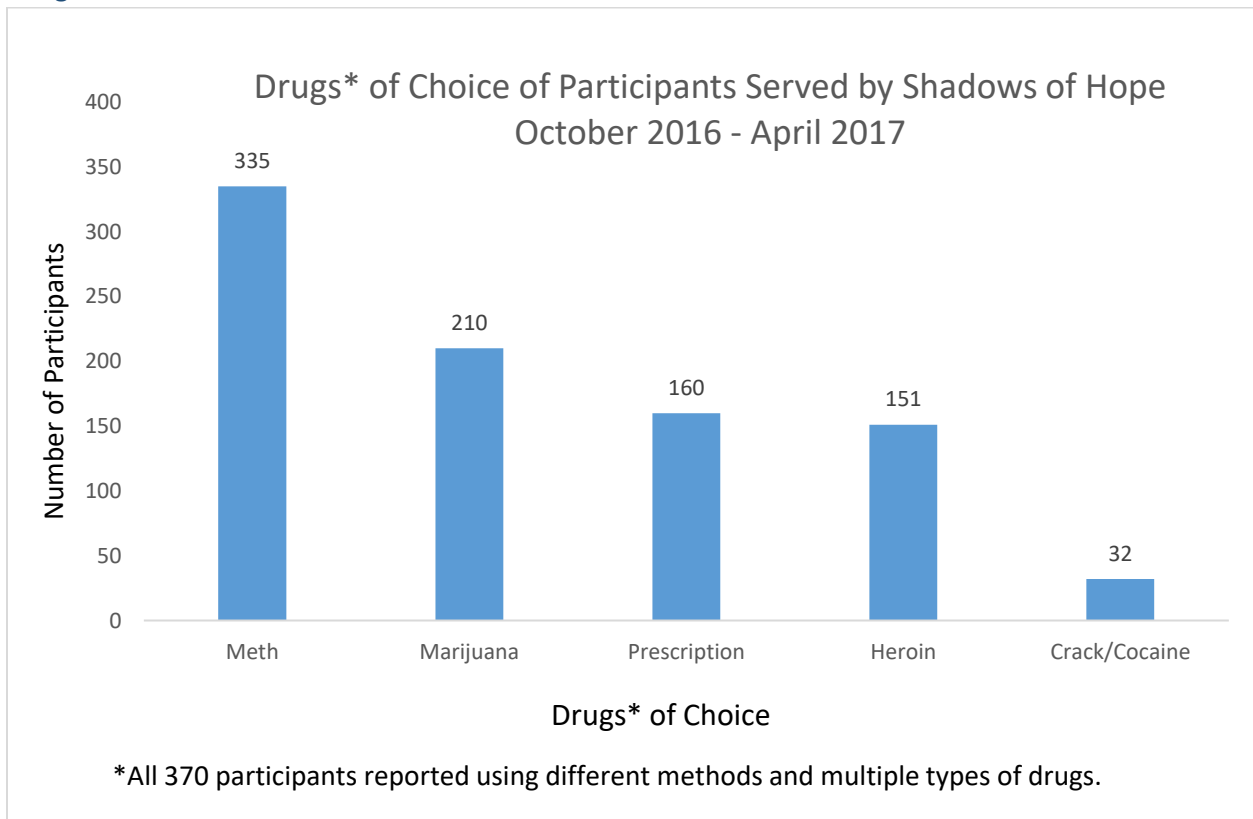
Race



Years of Use



Drugs of Choice



Point of Contact

For additional questions regarding this publication, please contact:

Jessica Conner, MPH

jconner@health.nv.gov

775-684-5290

Office of Public Health Informatics and Epidemiology (775-684-5911)

Recommended Citation

Office of Public Health Informatics and Epidemiology. Division of Public and Behavioral Health. Syringe Services Program Report: November 2017. Carson City, Nevada. November 2017.

References

1. <https://www.cdc.gov/hiv/pdf/risk/cdc-hiv-syringe-services-programs.pdf> accessed on 9/1/17
2. <https://www.cdc.gov/hiv/risk/ssps.html> accessed on 9/1/17
3. <https://www.leg.state.nv.us/NRS/NRS-439.html#NRS439Sec985> accessed on 6/23/17
4. <http://harmreduction.org/about-us/principles-of-harm-reduction/> accessed on 6/23/17

Appendix

Guidelines

The current electronic version of the Guidelines can be found at:

<http://dpbh.nv.gov/Programs/OPHIE/Docs/SyringeServicesProgram/>

Report Form

Please contact the Office of Public Health Informatics and Epidemiology for a fillable PDF version of this form.

Syringe Services Programs

Agency Information

Name of Agency: Date:

Completed by: Contact Phone #

Contact E-mail

Reporting Period

January - June

Year

July - December

Population summary data

Total number of participants served during this period:

Age

< 20 years 20-29 years 30-39 years 40-49 years 50-59 years > 60 years Unknown

Race

White Black Asian Native American Native HI/Pac. Islander Other

Ethnicity

Non-Hispanic Hispanic Unknown

Gender

Males Females FtM MtF Transgender Unspecified Other/Declined

Syringe summary statistics

Number of syringes provided

Number of syringes received

Please return this form to the State of Nevada, Division of Public & Behavioral Health no later than one month following the end of a reporting period. Questions, please call 775-687-5162.